




The Health-Related Biological Effects of Date Palm Pollen (DPP) along with Physical Activity: A Narrative Mini-Review

Soheil Abdollahi¹, Mohammad-Ali Azarbayjani ^{1*}, Maghsoud Peeri ¹, Saleh Rahmati-Ahmadabad ²

1. Department of Exercise Physiology, Central Tehran Branch, Islamic Azad University, Tehran, Iran

2. Department of Physical Education, Pardis Branch, Islamic Azad University, Pardis, Iran

Article Type:

Review Article

Article History:

Received: 5 Aug 2022

Revised: 20 Oct 2022

Accepted: 25 Oct 2022

Published: 31 Dec 2022

*Correspondence:

Mohammad-Ali Azarbayjani

Department of Exercise Physiology,
Central Tehran Branch, Islamic Azad
University, Tehran, Iran

m_azarbayjani@iauctb.ac.ir



DOI: [10.29252/jorjanibiomedj.10.4.83](https://doi.org/10.29252/jorjanibiomedj.10.4.83)

Abstract

Date Palm Pollen (DDP), which is found in the male date tree, actually fertilizes the female date tree, which is necessary for the growth of date fruit. It is consisting of sugarcane, protein, calcium, vitamins (B, C and E) and minerals. It has long been used in traditional medicine as a medicinal plant with fertility effects and increased libido. The information obtained from the studies shows that this pollen, due to its antioxidant and gonadotropin-stimulating compounds, can increase fertility and sexual potency in both women and men with two main mechanisms. The first mechanism is this effect on the stimulation of gonadotrophic hormones and the second is a reduction of oxidative stress in the testicular tissue and consequently a protective effect on the testicular tissue. Due to the presence of antioxidant compounds, the consumption of this pollen also applies its health-enhancing effects to other tissues such as the liver, intestines, and heart. As same as DDP, regular Physical Activity (PA) stimulates gonadotrophic hormones and also beneficially affects antioxidant status and redox balance. In recent years, researchers have paid attention to this pollen as an important factor to strengthen the health-enhancing effects of PA, and researchers have investigated the simultaneous effect of this pollen and PA. Despite the few studies done, it seems that this pollen can enhance the antioxidant and anti-inflammatory effects of regular PAs. Nevertheless, it seems necessary to further studies in this area.

Keywords: Fertility [[MeSH](#)], Inflammation [[MeSH](#)], Oxidative Stress [[MeSH](#)]

Highlights

- Regular Physical Activity (PA) stimulates gonadotrophic hormones and also beneficially affects antioxidant status and redox balance.
- It seems that Date Palm Pollen can enhance the antioxidant and anti-inflammatory effects of regular PAs.

Introduction

Decreased Physical Activity (PA) and improper nutrition are the main factors in the occurrence of chronic diseases (1). In 2014, the World Health Organization announced that chronic diseases are the cause of two-thirds of deaths worldwide (2). Scientific evidence shows that performing PAs even in small amounts has beneficial effects on health and can reduce the occurrence of premature deaths by about 22% (3). It has been well established that PA is a beneficial treatment strategy for preventing and managing the risk of recurrence and progression of chronic diseases, especially cardiovascular diseases, kidney diseases, hypertension, type 2 diabetes, cancer, and chronic obstructive pulmonary diseases (4).

On the other hand, the use of plant products (vegetable diet or medicinal plants) is one of the most beneficial ways to maintain and develop health (5). Plants are essential for the needs of human daily life, including the supply of nutrients and therapeutic purposes. Plants contain various types of physiologically active components, including minerals and phytochemicals, which have many physiological effects on health (6).

The review of studies conducted in the field of health shows that in recent years, researchers have investigated the simultaneous effect of physical activities and plants on various aspects of health both in humans and in animal models. The reason for this increasing interest in investigating the simultaneous effect of PAs and medicinal plants is the common molecular mechanisms through which these two interventions strengthen their health-enhancing effect. For example, regular PAs increase the enzymatic antioxidant defense in the blood circulation and at the tissue level (7), while medicinal plants are also rich in antioxidant

compounds and cause the development of the antioxidant defense system (8). The synergistic effect of PAs and medicinal plants on various aspects of health has been reported by researchers. Examples, improving lipid profiles and inflammatory indices after resistance training and black seed extract (9), aerobic training and white tea (10), aerobic training and curcumin (11), aerobic training and ginger (12), resistance training and saffron (13), swimming exercise and nettle (14) and other plants have been reported. On the other hand, PA and medicinal plants have been reported to have a protective effect on the hippocampus tissue in the condition of ethanol poisoning (15), the testicle and hippocampus tissue in the condition of chlorpyrifos pesticide poisoning (16, 17), the heart tissue in the condition of feeding with deep heat oils (18) were strengthened. Based on this, it is clear that the simultaneous use of PAs and medicinal plants can improve the effectiveness of each intervention on health and reduce treatment time and costs.

One of the medicinal plants that have been receiving attention since long ago, especially in tropical regions (the Middle East and Africa) due to its medicinal properties, is Date Palm Pollen (DPP) (19). The palm tree belongs to the *Arecaceae*, monocotyledon (Angiosperms) family, which consists of about 200 genera and more than 2500 species (20). Each part of the palm tree contains numerous phytochemical compounds, minerals, macronutrients, and micronutrients. Date pollen is actually the male reproductive cells of the date tree and is usually used as a medicinal plant and food supplement in the Middle East (21).

Although, based on the information available in traditional medicine, DPP is used to treat infertility and increase sexual power (22), according to the existing compounds, this plant has anti-inflammatory, antioxidant, and anti-cancer effects of DPP. The reason is that many studies with human subjects and animal models in the past years have studied the effect of this plant along with PAs. Based on the above mentions, this article has been designed and implemented to

review the studies that have studied the effect of DPP with PA on health.

Compositions of DPP

DPP contains many phytochemical and nutritious compounds. The ingredients of the oil of DDP are given in the [table 1 \(23\)](#). There is a diverse set of amino acids including lysine, aspartic serine, threonine, phenylalanine, glutamine, proline, glycine, methionine, alanine, valine, arginine, isoleucine, leucine, tyrosine and histidine in DPP.

Also, the presence of nutrients including vitamins B1, B2, and B12 and minerals such as cobalt, zinc, iron, molybdenum, copper, manganese, nickel, and selenium in date pollen has been reported [\(24\)](#). On the other hand, date pollen contains phytochemical compounds. They include estrone, α -amirin, triterpenoidal saponins and flavonoids, isorhamnetin, apigenin, luteolin, naringin, quercetin, caffeic acid, gallic acid, vanillic acid, catechin, coumaric acid, chlorogenic acid [\(25-28\)](#).

Table 1. Compounds for the essential oil isolated from Egyptian DDP, analyzed by GC-MS (23).

S/N	Compound	KI	% Area Palm pollen (Egypt)
1.	3-Octene	799	1.29
2.	o - Cymeme	1022	1.19
3.	Benzyl Alcohol	1032	0.58
4.	Phenyl acetaldehyde	1043	1.05
5.	Gamma-Terpinene	1062	0.24
6.	Linalool	1098	1.12
7.	Phenyl Ethyl Alcohol	1110	8.75
8.	Cresol	1190	0.33
9.	3,4 DimethoxyToulene	1230	18.16
10.	P- Isopropyl Benzaldehyde	1257	1.89
11.	2,4 DimethoxyToulene	1266	1.59
12.	P- Cymene- 4-ol	1287	13.51
13.	2-Methoxy -4-vinylPhenol	1317	2.00
14.	2,3,5- Trimethoxy Toluene	1404	0.55
15.	Caryophyllene	1418	9.51
16.	Humulene	1440	0.82
17.	CaryophylleneOxid	1581	3.71
18.	GeranylTiglate	1700	0.37
19.	Palmitic acid	1984	4.47
20.	Oleic acid	2144	1.83
21.	Linoleic acid	2152	1.24
22.	Total		74.2%

KI: Kovats index in GC-MS

The effect of DPP on health

Effect of DPP on fertility and reproductive system

Perhaps one of the most well-known biological effects of DPP that has attracted the attention of researchers is its effect on the reproductive system. The evidence in traditional medicine shows that since ancient times DPP has been used as a food supplement to increase sexual desire and improve fertility in men and women [\(29\)](#). According to the information available in traditional medicine, several studies have been conducted to investigate the effect of DPP on

fertility and sexual power. It has been reported that a daily intake of 120 mg per kilogram of body weight of DPP in infertile men improved sperm count, increased sperm motility, morphology, and progressive forward motility. Based on these data, it seems that DPP can help in the treatment of male infertility by improving the quality of sperm parameters [\(30\)](#). In another study, receiving 400 mg/kg DPP in infertile men for 30 days increased the expression of antioxidant genes including nuclear factor erythroid 2-related factor 2 (NRF2), Superoxide Dismutase 2 (SOD2), Glutathione Peroxidase 4 (GPX4), and Catalase (CAT), and this increase was associated with the

improvement of semen parameters, including sperm count, motility, and morphology. DPP has a significant effect on the quality of semen in infertile men due to the increase in antioxidant capacity (31), on the other hand, DPP has been reported to increase fertility in female rats by increasing the levels of Follicle-Stimulating Hormone (FSH), estradiol and progesterone (32). In line with this finding, the improvement of parameters related to fertility, including the ratio of testis or epididymis to body weight, sperm count, sperm motility, and estradiol level, was observed in male rats receiving date pollen compared to the control group (26). In this regard, Falahi *et al.* (2015) concluded in a systematic review that oxidative stress is an effective factor in infertility in men and due to its antioxidant properties, DPP can collect and neutralize reactive oxygen species inside and outside body cells. It is especially the testicular tissue that can protect this tissue against oxidative stress and by increasing the number of motile sperms, has significant effects on fertility in men (33). Luteinizing Hormone (LH) and FSH hormones cause the production of sex hormones by the gonads, which causes the development of the reproductive process (26, 34).

Effect of DPP on oxidative stress

As mentioned, DPP contains many phytochemical compounds, each of which has antioxidant effects. For example, this pollen is rich in gallic acid, caffeic acid, epicatechin, vanillic acid, coumarin, quercetin, and rutin. Each of these phytochemical compounds alone can absorb and neutralize free radicals and exert their antioxidant effects. Several studies investigated the antioxidant effect of DPP in vivo and in vitro conditions. It has been reported that DPP increased the content of glutathione, glutathione-S-transferase, glutathione peroxidase, and superoxide dismutase in the testicular tissue in the condition of diabetes induction with Streptozocin (STZ). It seems that DPP exerts its protective effect on the testicular tissue by reducing the oxidative stress caused by diabetes (35). Similar results were observed in the conditions of induction of hyperthyroidism (injection of L-thyroxine) in testicular tissue. In

rats suffering from hyperthyroidism, receiving DPP could reduce the amount of oxidative stress, DNA damage, and apoptosis markers of testicular tissue and increase the antioxidant capacity of testicular tissue (36). In the condition of cadmium poisoning, DPP protected the testicular tissue against the damage caused by cadmium by inhibiting the oxidative stress (37).

In this regard, in rats exposed to doxorubicin-induced cardiomyopathy, it was found that DPP decreased nitrosative status and lipid peroxidation along with increased glutathione content and activity of glutathione peroxidase and superoxide dismutase. Based on this, it is clear that since doxorubicin stimulates apoptosis and cell death through a significant increase in oxidative stress, DPP exerts its protective effect on heart tissue by inhibiting the oxidative stress caused by doxorubicin induction (38).

Like heart tissue, the protective effect of DPP has been studied in liver tissue. It has been reported that the hydroalcoholic extract of DPP increased antioxidant capacity, catalase, and superoxide dismutase activity in rats poisoned with gentamicin. These changes in the markers of oxidative stress of the liver tissue were in line with the reduction of tissue destruction, which shows that DPP induces its protective effect in the condition of gentamicin poisoning by reducing oxidative stress (39). In another study, the liver-kidney protective effect of DPP was confirmed. In rats poisoned with paracetamol or acetaminophen, the induction of DPP was able to adjust the redox imbalance caused by paracetamol poisoning in the liver and kidney tissue and reduce MDA and non-protein sulfhydryls (NP-SH). Based on this, it can be concluded that DPP has exerted its protective effect on these two tissues by reducing oxidative stress (40). In total, the evidence obtained from the studies shows that due to the presence of various antioxidant compounds, DPP exerts its protective effect on body tissues by inhibiting oxidative stress and establishing redox balance.

Effect of DPP on inflammation and apoptosis

DPP has anti-inflammatory and anti-apoptotic effects. The anti-inflammatory effect of DPP has

been studied and confirmed in various tissues. It has been reported that DPP reduced the expression of interleukin (IL)-6, IL-8, (Tumor Necrosis Factor (TNF)- α , insulin-Like Growth Factor (IGF)-1, and clusterin in rats with prostate inflammation and swelling (41). In the conditions of intestinal infection in rats, treatment with DPP resulted in a significant decrease in inducible Nitric Oxide Synthase (iNOs), TNF- α , and the number of leukocytes. Based on these findings, DPP has anti-inflammatory and anti-apoptotic effects (42). In the condition of inducing inflammation caused by CCl₄, DPP decreased the levels of inflammatory indicators including TNF- α and interferon-gamma (IFN)- γ (43). In another study, the anti-inflammatory effect of DPP was confirmed by inhibiting the activity of phospholipase 2 in rats (44).

The simultaneous effect of PA and DPP

The studies conducted regarding the determination of the simultaneous effect of PA and DPP are limited, and most of the studies conducted have been conducted in the last few years. In a clinical trial, receiving 100 and 200 mg of DPP extract for 10 days had no significant effect on the level of delayed muscle contusion markers, including the concentration of Creatine Kinase (CK) and Lactate Dehydrogenase (LDH) enzymes and muscle function (45). In another study, the effect of DPP on markers of oxidative stress and aerobic and anaerobic performance in young women was studied. The results showed that total antioxidant capacity and GPX increased

significantly, while MDA concentration decreased significantly. On the other hand, the power surge and fatigue index were improved due to receiving DPP. The results of this study showed that DPP can reduce the oxidative stress caused by intense interval training and improve performance parameters (46). The effect of DPP and resistance training on the expression of tight junction genes in rat prostate tissue has been studied. The results of this study showed that resistance training and DPP have synergistic effects on LH hormone receptor levels and prostate claudin-1 gene expression and improve prostate function (47). DPP had a positive effect on the gastrocnemius muscle expression of forkhead box O (FOXO3 α) and catenin beta-1 (Ctnn β 1) genes, and apoptotic cells (48). Another study showed that resistance training and DPP have a positive effect on tissue scleraxis (Scx) and runt-related transcription factor 2 (Runx2) gene/protein expression in rats (49, 50). The effect of resistance training with DPP is involved in regulating the body's metabolism and establishing homeostasis of adipose tissue, including adiponectin (51).

Conclusion

DPP and PA via changes in several genes/proteins such as MDA, IL-6, GPX, catalase, FOXO3 α , Ctnn β 1, Scx, Runx2, IFN- γ , claudin-1, NP-SH, CK, LDH, LH, FSH, NRF2, glutathione, glutathione-S-transferase, glutathione peroxidase, and superoxide dismutase had a beneficial effect on health (Figure 1).

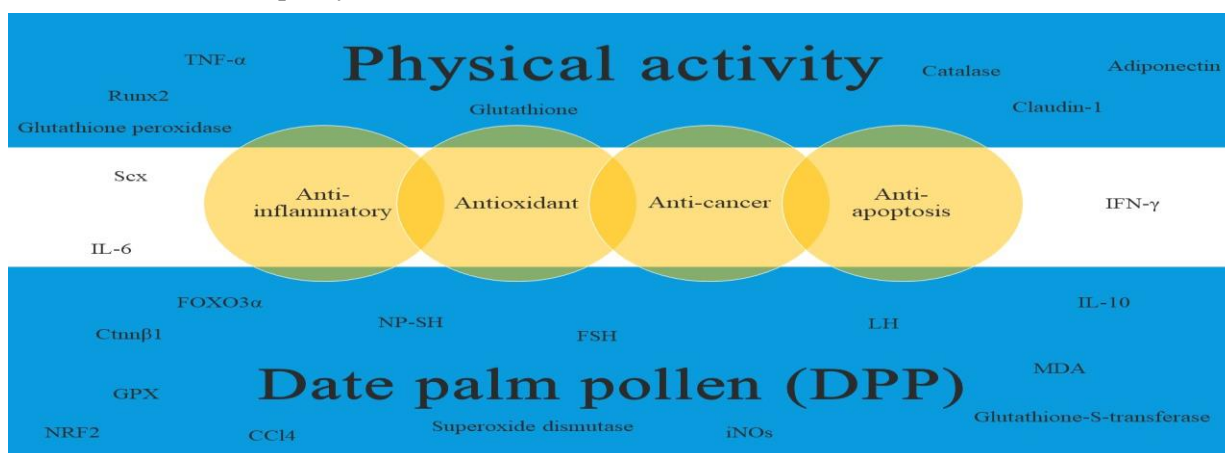


Figure 1. Health beneficial effects of PA and DPP occur via the change in several genes/proteins.

Author Contribution

MAA and SA: design of the study. MAA, SRA, and SA: search articles and write the first draft of the manuscript. MP, SRA and SA: revised the manuscript.

Conflict of Interest

The authors declare that there is no conflict of interest.

Funding/Supports

Central Tehran Branch, Islamic Azad University.

Ethical Considerations

Not applicable.

References

1. Ng R, Sutradhar R, Yao Z, Wodchis WP, Rosella LC. Smoking, drinking, diet and physical activity-modifiable lifestyle risk factors and their associations with age to first chronic disease. *Int J Epidemiol.* 2020; 49 (1): 113-30. [\[DOI\]](#) [\[PMID\]](#) [\[PMCID\]](#)
2. World Health Organization. Global Status Report on Noncommunicable Diseases 2014. Geneva: WHO, 2014.
3. Capodaglio EM. Physical activity, tool for the prevention and management of chronic diseases. *G Ital Med Lav Ergon.* 2018; 40 (2): 106-19.
4. Marker AM, Steele RG, Noser AE. Physical activity and health-related quality of life in children and adolescents: A systematic review and meta-analysis. *Health Psychol.* 2018; 37 (10): 893-903. [\[DOI\]](#) [\[PMID\]](#)
5. Nieto G. How Are Medicinal Plants Useful When Added to Foods? *Medicines* (Basel, Switzerland). 2020; 7 (9). [\[DOI\]](#) [\[PMID\]](#) [\[PMCID\]](#)
6. Dagli N, Dagli R, Mahmoud RS, Baroudi K. Essential oils, their therapeutic properties, and implication in dentistry: A review. *Journal of International Society of Preventive & Community Dentistry.* 2015; 5 (5): 335-40. [\[DOI\]](#) [\[PMID\]](#) [\[PMCID\]](#)
7. Kozakiewicz M, Rowiński R, Kornatowski M, Dąbrowski A, Kędziora-Kornatowska K, Strachecka A. Relation of Moderate Physical Activity to Blood Markers of Oxidative Stress and Antioxidant Defense in the Elderly. *Oxid Med Cell Longev.* 2019; 2019 5123628. [\[DOI\]](#) [\[PMID\]](#) [\[PMCID\]](#)
8. Kasote DM, Katyare SS, Hegde MV, Bae H. Significance of antioxidant potential of plants and its relevance to therapeutic applications. *Int J Biol Sci.* 2015; 11 (8): 982-91. [\[DOI\]](#) [\[PMID\]](#) [\[PMCID\]](#)
9. Jangjo-Borazjani S, Dastgheib M, Kiyamarsi E, Jamshidi R, Rahmati-Ahmadabad S, Helalizadeh M, *et al.* Effects of resistance training and nigella sativa on type 2 diabetes: implications for metabolic markers, low-grade inflammation and liver enzyme production. *Arch Physiol Biochem.* 2021; 21: 1-9. [\[DOI\]](#) [\[PMID\]](#)
10. Dardashti Pour E, Yaghobian F, Dehghan F, Azarbayjani MA. Forecast of ameliorating effect of dietary flavonol consumption in white tea with or without aerobic training on type 2 diabetes (T2D) in females. *Clinical nutrition ESPEN.* 2021; 45 134-40. [\[DOI\]](#) [\[PMID\]](#)
11. Dolati S, Namiranian K, Amerian R, Mansouri S, Arshadi S, Azarbayjani MA. The Effect of Curcumin Supplementation and Aerobic Training on Anthropometric Indices, Serum Lipid Profiles, C - reactive protein and Insulin Resistance in Overweight Women: A Randomized, Double-Blind, Placebo-Controlled Trial. *Journal of obesity & metabolic syndrome.* 2020; 29 (1): 47-57. [\[DOI\]](#) [\[PMID\]](#) [\[PMCID\]](#)
12. Khosravani M, Azarbayjani MA, Abolmaesoomi M, Yusof A, Zainal Abidin N, Rahimi E, *et al.* Ginger extract and aerobic training reduces lipid profile in high-fat fed diet rats. *Eur Rev Med Pharmacol Sci.* 2016; 20 (8): 1617-22.
13. Dehghan F, Hajiaghaalipour F, Yusof A, Muniandy S, Hosseini SA, Heydari S, *et al.* Saffron with resistance exercise improves diabetic parameters through the GLUT4/AMPK pathway

- in-vitro and in-vivo. *Sci Rep.* 2016; 6 25139. [[DOI](#)] [[PMID](#)] [[PMCID](#)]
14. Ranjbari A, Azarbayjani MA, Yusof A, Halim Mokhtar A, Akbarzadeh S, Ibrahim MY, *et al.* In vivo and in vitro evaluation of the effects of *Urtica dioica* and swimming activity on diabetic factors and pancreatic beta cells. *BMC Complement Altern Med.* 2016; 16 101. [[DOI](#)] [[PMID](#)] [[PMCID](#)]
15. Feizolahi F, Azarbayjani MA, Nasehi M, Peeri M, Zarrindast MR. The combination of swimming and curcumin consumption may improve spatial memory recovery after binge ethanol drinking. *Physiol Behav.* 2019; 207 139-50. [[DOI](#)] [[PMID](#)]
16. Nikbin S, Derakhshideh A, Hozouri Tarighe M, Khojasteh Z, Kanozi F, Mousavi N, *et al.* Synergic effects of aerobic exercise and eugenol supplement on germ cell development and testicular tissue structure in chlorpyrifos-treated animal model. *Environ Sci Pollut Res Int.* 2020; 27 (14): 17229-42. [[DOI](#)] [[PMID](#)]
17. Nikbin S, Derakhshideh A, Kanozi F, Hozouri Tarighe M, Niknia S, Khojasteh Z, *et al.* Combination effect of exercise training and eugenol supplementation on the hippocampus apoptosis induced by chlorpyrifos. *Mol Biol Rep.* 2020; 47 (8): 5985-96. [[DOI](#)] [[PMID](#)]
18. Kianmehr P, Azarbayjani MA, Peeri M, Farzanegi P. The effects of aerobic exercise training with octopamine supplementation on cardiomyocyte apoptosis induced by deep-frying oil: The role of caspase and procaspase 3. *Clinical nutrition ESPEN.* 2022; 49 529-35. [[DOI](#)] [[PMID](#)]
19. Al-Alawi RA, Al-Mashiqri JH, Al-Nadabi JSM, Al-Shihi BI, Baqi Y. Date Palm Tree (*Phoenix dactylifera* L.): Natural Products and Therapeutic Options. *Front Plant Sci.* 2017; 8 845. [[DOI](#)] [[PMID](#)] [[PMCID](#)]
20. Qadir A, Shakeel F, Ali A, Faiyazuddin M. Phytotherapeutic potential and pharmaceutical impact of *Phoenix dactylifera* (date palm): current research and future prospects. *J Food Sci Technol.* 2020; 57 (4): 1191-204. [[DOI](#)] [[PMID](#)] [[PMCID](#)]
21. El-Kholy WM, Soliman TN, Darwish AMG. Evaluation of date palm pollen (*Phoenix dactylifera* L.) encapsulation, impact on the nutritional and functional properties of fortified yoghurt. *PLoS One.* 2019; 14 (10): e0222789. [[DOI](#)] [[PMID](#)] [[PMCID](#)]
22. Tahvilzadeh M, Hajimahmoodi M, Rahimi R. The Role of Date Palm (*Phoenix dactylifera* L) Pollen in Fertility: A Comprehensive Review of Current Evidence. *J Evid Based Complementary Altern Med.* 2016; 21 (4): 320-4. [[DOI](#)] [[PMID](#)]
23. Farouk, Farouk A, Metwaly A, Saad M. Chemical Composition and antioxidant activity of Date Palm pollen grains (*Phoenix dactylifera* L. *Palmae*) essential oil for Siwe Cultivar Cultivated in Egypt. 2015.
24. Maky MA, Sadek M, Shanab O, Mahmoud HAM, Rehan IF. Nutritional characterization of various classes of Egyptian beef luncheon. *Journal of advanced veterinary and animal research.* 2020; 7 (2): 299-307. [[DOI](#)] [[PMID](#)] [[PMCID](#)]
25. Mahran GH, Abdel-Wahab SM, Attia AM. A phytochemical study of date palm pollen. *Planta Med.* 1976; 29 (2): 171-5. [[DOI](#)] [[PMID](#)]
26. Mehraban F, Jafari M, Akbartabar Toori M, Sadeghi H, Joodi B, Mostafazade M, *et al.* Effects of date palm pollen (*Phoenix dactylifera* L.) and *Astragalus ovinus* on sperm parameters and sex hormones in adult male rats. *Iranian journal of reproductive medicine.* 2014; 12 (10): 705-12.
27. Abbas FA, Ateya AM. Estradiol, Esteriol, Estrone and Novel Flavonoids from Date Palm Pollen. *Australian Journal of Basic and Applied Sciences.* 2011; 5 (8): 606-14.
28. Abd El Azim M, El-Mesalamy A, Yassin F, Khalil S. Identification Phenolic and Biological Activities of Methanolic Extract of Date Palm Pollen (*Phoenix dactylifera*). *Journal of Microbial & Biochemical Technology.* 2015; 7 47-50. [[DOI](#)]
29. Abdi F, Roozbeh N, Mortazavian AM. Effects of date palm pollen on fertility: research proposal for a systematic review. *BMC Res Notes.* 2017; 10 (1): 363. [[DOI](#)] [[PMID](#)] [[PMCID](#)]

30. Rasekh A, Jashni HK, Rahmanian K, Jahromi AS. Effect of Palm Pollen on Sperm Parameters of Infertile Man. *Pak J Biol Sci.* 2015; 18 (4): 196-9. [[DOI](#)] [[PMID](#)]
31. Fallahi S, Rajaei M, Hesam MJ, Koolivand M, Malekzadeh K. The effect of Phoenix dactylifera pollen on the expression of NRF2, SOD2, CAT, and GPX4 genes, and sperm parameters of fertile and infertile men: A controlled clinical trial. *International journal of reproductive biomedicine.* 2021; 19 (6): 545-58. [[DOI](#)] [[PMID](#)] [[PMCID](#)]
32. Otify AM, Hammam AM, Aly Farag M. Phoenix dactylifera L. date tree pollen fertility effects on female rats in relation to its UPLC-MS profile via a biochemometric approach. *Steroids.* 2021; 173 108888. [[DOI](#)] [[PMID](#)]
33. Fallahi S, Rajaei M, Malekzadeh K, Kalantar SM. Would Phoenix Dactylifera Pollen (palm seed) be considered as a treatment agent against Males' infertility? A systematic review. *Electronic physician.* 2015; 7 (8): 1590-6. [[DOI](#)] [[PMID](#)] [[PMCID](#)]
34. Saleh M, Kokoszyński D, Mousa MA, Abuoghaba AA. Effect of Date Palm Pollen Supplementation on the Egg Production, Ovarian Follicles Development, Hematological Variables and Hormonal Profile of Laying Hens. *Animals : an open access journal from MDPI.* 2021; 11 (1). [[DOI](#)] [[PMID](#)] [[PMCID](#)]
35. Mohamed NA, Ahmed OM, Hozayen WG, Ahmed MA. Ameliorative effects of bee pollen and date palm pollen on the glycemic state and male sexual dysfunctions in streptozotocin-Induced diabetic wistar rats. *Biomed Pharmacother.* 2018; 97 9-18. [[DOI](#)] [[PMID](#)]
36. El-Kashlan AM, Nooh MM, Hassan WA, Rizk SM. Therapeutic Potential of Date Palm Pollen for Testicular Dysfunction Induced by Thyroid Disorders in Male Rats. *PLoS One.* 2015; 10 (10): e0139493. [[DOI](#)] [[PMID](#)] [[PMCID](#)]
37. El-Neweshy MS, El-Maddawy ZK, El-Sayed YS. Therapeutic effects of date palm (Phoenix dactylifera L.) pollen extract on cadmium-induced testicular toxicity. *Andrologia.* 2013; 45 (6): 369-78. [[DOI](#)] [[PMID](#)]
38. Elblehi SS, El-Sayed YS, Soliman MM, Shukry M. Date Palm Pollen Extract Avert Doxorubicin-Induced Cardiomyopathy Fibrosis and Associated Oxidative/Nitrosative Stress, Inflammatory Cascade, and Apoptosis-Targeting Bax/Bcl-2 and Caspase-3 Signaling Pathways. *Animals: an open access journal from MDPI.* 2021; 11 (3). [[DOI](#)] [[PMID](#)] [[PMCID](#)]
39. Mohamadi Yarijani Z, Madani SH, Changizi-Ashtiyani S, Najafi H. Protective effects of date palm pollen extract on gentamicin-induced hepatotoxicity. *J Physiology and Pharmacology.* 2021; 25 (3): 251-60. [[DOI](#)]
40. Al-Asmari AK, Al-Said MS, Abbasmanthiri R, Al-Buraidi A, Ibrahim KE, Rafatullah S. Impact of date palm pollen (Phoenix dactylifera) treatment on paracetamol-induced hepatorenal toxicity in rats. *Clinical Phytoscience.* 2020; 6 (1): 16. [[DOI](#)]
41. Elberry AA, Mufti ST, Al-Maghrabi JA, Abdel-Sattar EA, Ashour OM, Ghareib SA, *et al.* Anti-inflammatory and antiproliferative activities of date palm pollen (Phoenix dactylifera) on experimentally-induced atypical prostatic hyperplasia in rats. *Journal of inflammation (London, England).* 2011; 8 (1): 40. [[DOI](#)] [[PMID](#)] [[PMCID](#)]
42. Metwaly MS, Dkhil MA, Al-Quraishy S. Anti-coccidial and anti-apoptotic activities of palm pollen grains on Eimeria papillata-induced infection in mice. *Biologia.* 2014; 69 (2): 254-9. [[DOI](#)]
43. Saryono S, Taufik A, Proverawati A, Efendi F. Dietary supplementation of Phoenix dactylifera L. seeds decreases pro-inflammatory mediators in CCl4-induced rats. 2019; 8 (3): 212-7. [[DOI](#)]
44. El Abed H, Chakroun M, Abdelkafi-Koubaa Z, Drira N, Marrakchi N, Mejdoub H, *et al.* Antioxidant, Anti-Inflammatory, and Antitumoral Effects of Aqueous Ethanolic Extract from Phoenix dactylifera L. Parthenocarpic Dates. *BioMed research international.* 2018; 2018 1542602. [[DOI](#)] [[PMID](#)] [[PMCID](#)]
45. Abdollahi S, Rahmati-Ahmadabad S, Abdollahi K, Gholami N, Ziyarati A, Nikbin S, *et*

al. Phoenix dactylifera pollen does not affect eccentric resistance exercise-induced delayed-onset muscle soreness (DOMS) in female athletes. *Sport Sciences for Health*. 2021; 17 (3): 615-24. [DOI]

46. Moslemi E, Dehghan P, Khani M, Sarbakhsh P, Sarmadi B. The effects of date seed (Phoenix dactylifera) supplementation on exercise-induced oxidative stress and aerobic and anaerobic performance following high-intensity interval training sessions: a randomised, double-blind, placebo-controlled trial. *Br J Nutr*. 2022; 1-12. [DOI] [PMID]

47. Nazarian A, Azarbayjani MA, Atashak S, Peeri M. Effects of resistance training, palm pollen grain extracts, and testosterone injection on luteinizing hormone receptors, claudin-1, cingulin, and zonula occludens in the prostate tissues of adult male rats. *Andrologia*. 2022; 54 (5): e14394. [DOI] [PMID]

48. Abdollahi S, Azarbayjani MA, Peeri M, Rahmati-Ahmadabad S. Comparison of the Effect of Phoenix Dactylifera Extract and Testosterone Enanthate with and without Resistance Training

on the Expression of FOXO3 α and Ctnn β 1 Genes and Apoptosis in Rat Gastrocnemius Muscle. *J Health Research Journal*. 2021; 6 (4): 319-30. [DOI]

49. Mousaei M, Azarbayjani MA, Peeri M, Hosseini SA. The Effects of Resistance Training with Palm Pollen on Scleraxis Protein and Gene Expression Levels in the Tendon Tissue of Male Adult Rats. *Jorjani Biomedicine Journal*. 2019; 7 (4): 30-9. [DOI]

50. Payandeh N, Peeri M, Azarbayjani MA, Hosseini SA. Effect of Resistance Training with Palm Pollen and Testosterone on Runx2 Protein and Gene Expression Levels in Bone Tissue of Adult Male Rats. *Hormozgan medical journal*. 2020; 24 (3): e105332-e. [DOI]

51. Matin Homae H, Ghazalian F, Ghasemi Ouzan Olia R. The Effect of Date Palm Pollen and Resistance Training on Regulation of Adiponectin in Visceral Adipose Tissue of Male Rats. *Health in Medical Sciences*. 2021; 15 (4): 51-9.

How to cite:

Abdollahi S, Azarbayjani M.A, Peeri M, Rahmati-Ahmadabad S. The Health-Related Biological Effects of Date Palm Pollen (DPP) along with Physical Activity: A Narrative Mini-Review. *Jorjani Biomedicine Journal*. 2022; 10(4):83-91.